

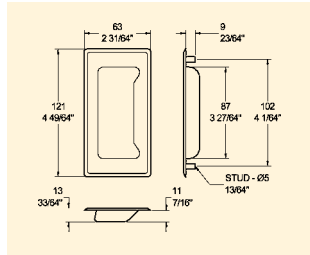


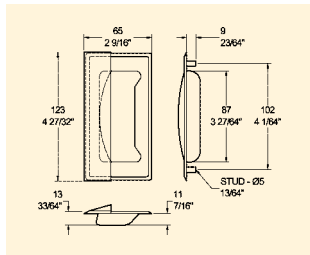
# Catering Hardware

	<b>Door Pulls, Handles &amp; Knobs</b> Flush door pulls, handles, decorator handles & knobs	<b>22-23</b>
	<b>Catches</b> Shoot bolts, magnetic, friction catches & paddle latches	<b>23-24</b>
	<b>Locks</b> Plunger, drawer, through door, edgemount & utility locks	<b>25</b>
	<b>Hinges</b> Flag, butt, continuous (piano) & block hinges	<b>26</b>
	<b>Divider Bar &amp; Cap Strip</b> Stainless steel	<b>26</b>
	<b>Drawer Slides</b> Steel zinc plated, stainless steel & Accuride	<b>27-30</b>
	<b>Undercounter Drawers</b> Complete undercounter drawers	<b>30</b>
	<b>Tray Slide Brackets</b> Standard & drop down	<b>31</b>
	<b>Wall Shelves</b> Stainless steel	<b>32</b>
	<b>Sliding Door Track &amp; Accessories</b> Door track, sheaves, door guide, door stop & pin guide	<b>32</b>
	<b>Scrap Rings</b> Durable rubber, wide aperture & low profile	<b>33</b>
	<b>Rubber &amp; Plastic Accessories</b> Corner & strip bumpers, collars & tube connectors	<b>33</b>
	<b>Dormont Gas Hoses</b> Most flexible, long lasting hose with unique design features	<b>34</b>
	<b>Stainless Steel Collars</b> 32, 38 & 50mm	<b>34</b>
	<b>Plate Lowerators</b> Heated, unheated, fixed & adjustable	<b>35</b>
	<b>Heated In Counter Soup Well</b> With drain kit	<b>35</b>
	<b>Lid &amp; Cup Dispensers</b> For 6-46oz cups	<b>36</b>
	<b>Glass Clamps</b> 6-10mm glass clamps for round tube	<b>37</b>
	<b>Hardware for Glass &amp; Rigging</b> SWS range, ANTIQUA range & architectural rigging	<b>37-39</b>

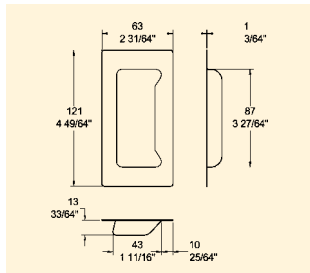
## Flush Door Pulls :: Stainless Steel



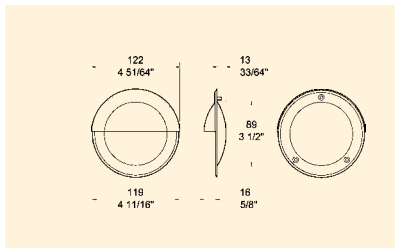
**41 762 1010** Door pull, frame bevelled edge, stud type 3/16-24 male



**41 763 1012** Drawer pull, full grip, frame bevelled edge, stud type 3/16-24 male

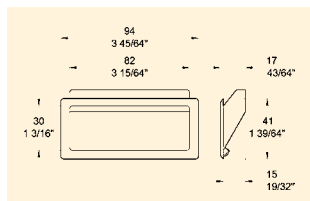


**41 762 1014** Door pull, flush type for welding



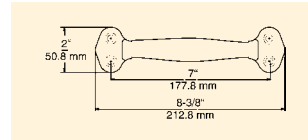
**41 760 1010** Drawer pull, round, stud type 3/16-24 male

## Flush Door Pulls :: Plastic

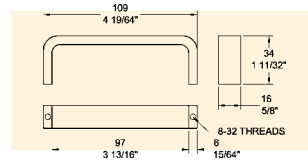


**46 765 1050** Drawer pull, full grip, push fit, black polypropylene

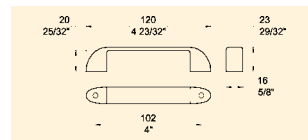
## D Handles



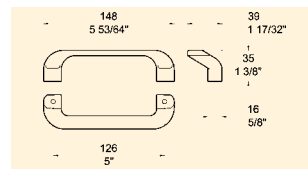
**5001SP0004** Heavy duty, polished chrome plated, 178mm (7") hole centres



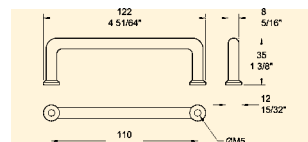
**41 746 1012** Satin finish, stainless steel, 102mm (4") hole centres



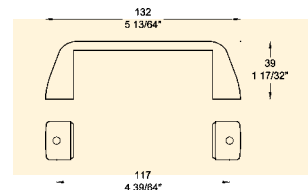
**41 750 1010** Polished, chrome plated, zinc, 102mm (4") hole centres



**41 740 1010** Offset, polished, chrome plated, zinc, 127mm (5") hole centres



**19 1 3424** Polished, stainless steel, 110mm (4 21/64") hole centres

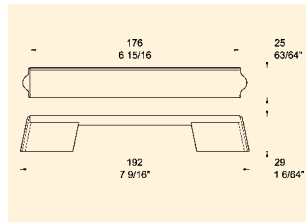


**46 2248** Black thermoplastic (-40°C to +130°C), 117mm (4 39/64") hole centres M8 Thread

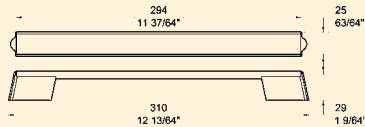
**46 2232** Black plastic handle max 70°C, 117mm (4 39/64") hole centres, M5 Thread

CATERING HARDWARE

## Decorator Handles



**45 749 1506** Decorator handle, 178mm (7") K Line, heat resistant, aluminium, nylon bases, hole centres 153mm (6 1/32")

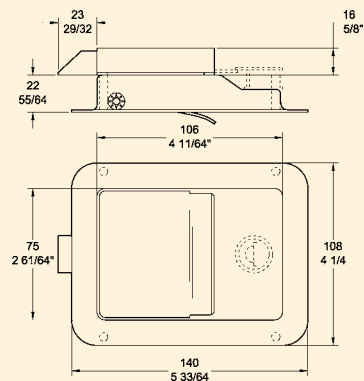


**45 749 1508** Decorator handle, 305mm (12") K Line, heat resistant, aluminium, nylon bases, hole centres 270mm (10 5/8")

## Paddle Latches



- Made in 304 grade stainless steel
- Heavy duty slide and locking cam
- Mirror finish on case and flap
- Slam action against door frame, released by lifting flap
- Front mounted
- Overall Dimensions: 140 x 89mm (5 33/64" x 3 1/2")



**0912/401** Non-Locking Paddle Handle

**0912/411** Locking Paddle Handle

## Knobs



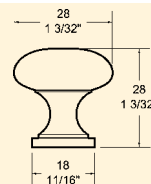
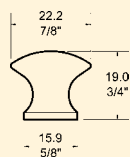
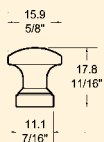
**45 780 3020**  
(Small)



**45 780 3000**  
(Medium)



**45 780 3031**  
(Large)



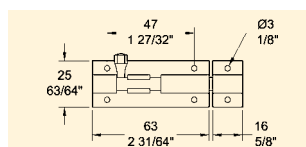
- Complete with threaded bolt 8-32

**45 780 3020** Knob (small) 16mm (5/8"), solid brass, chrome plated, 4mm fixing thread

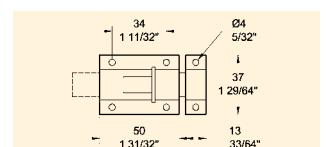
**45 780 3000** Knob (medium) 22mm (7/8"), solid brass, chrome plated

**45 780 3031** Knob (large) 28mm (1 1/32"), solid brass, chrome plated

## Catches :: Shoot bolts



**46 760 1010** Shoot bolt, chrome plated



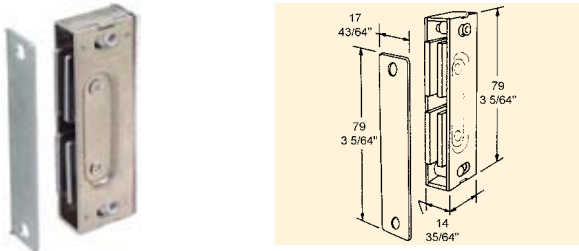
**16 7 3863** Shoot bolt, stainless steel

## Catches :: Magnetic

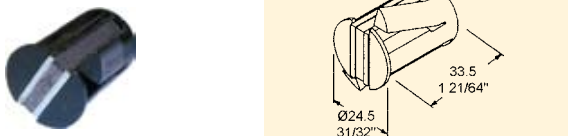


41 730 2400  
41 730 5920

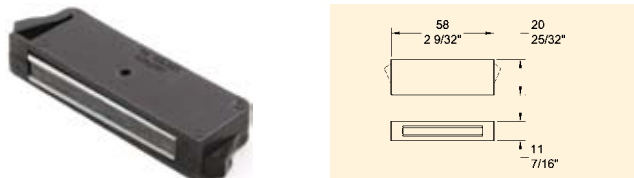
- 41 730 2400** 12lbs pull, concealed magnet, zinc plated
- 41 730 5920** 20lbs pull, concealed magnets, zinc plated



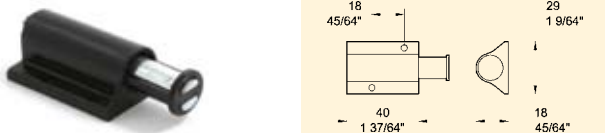
**41 732 2401** 30lbs pull, concealed magnets, zinc plated



**45 736 0611** Snap in, 13lbs pull, black polypropylene

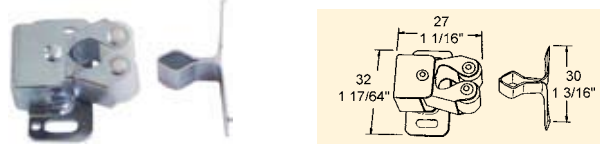


**45 736 0201** Snap in, 20lbs pull, black polypropylene

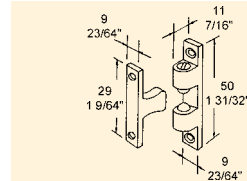


**40 065 6 31** Two way, black plastic (push to open, push to close)

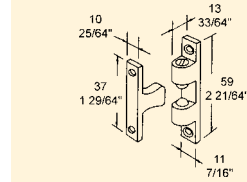
## Catches :: Friction / Ball



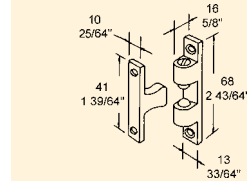
**41 721 2580** Cabinet catch, friction type with sprung nylon rollers, zinc plated



**41 722 2410** Ball catch, nickel plated (small)



**41 722 2420** Ball catch, nickel plated (medium)



**41 722 2430** Ball catch, nickel plated (large)

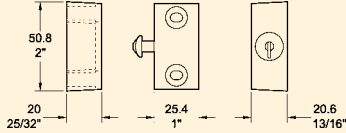

## Counter Flap Catches



- ATBRMC50B** Counter flap catch with keep, brass
- ATBRMC50CP** Counter flap catch with keep, brass, chrome plated

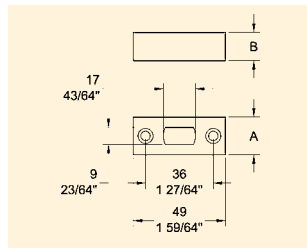
## Edgemount Lock

- Four disc cylinder
- Installs in field or factory
- Vertical and horizontal adjustments
- Compatible with glass doors
- Black plastic caps included
- Keyed alike
- **Material:** Chrome plated Zamak body with stainless steel faced cylinder



**0100SL0000** Security Lock, Strike Height: 20mm (25/32")

## Keeps for Edgemount and Through Door Locks



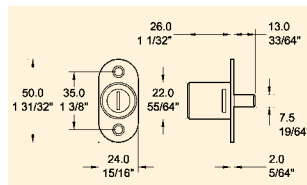
Product Code	Dim A	Dim B	Fixing Holes
D100-1-26	15mm (19/32")	26mm (1 1/32")	Counterbored - 5mm (13/64") - 8mm (5/16")
D100-1-20	19mm (25/32")	20mm (25/32")	Counterbored - Slotted 5mm (13/64") x 6.5 (1/4") - 8mm (5/16")
D100-1-12	20mm (25/32")	12mm (15/32")	Counterbored - 4mm (13/64") - 8mm (5/16")
D100-1-6	19mm (3/4")	6mm (15/64")	Countersunk - 4.5mm (11/64") - 8mm (5/16")

- D100-1-26** 26mm keep
- D100-1-20** 20mm keep
- D100-1-12** 12mm keep
- D100-1-6** 6mm keep (for D102-1 lock)

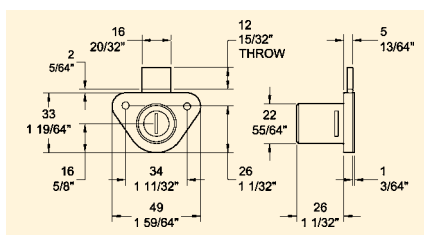
## Locks



**45 720 0490** Plunger lock, chrome plated



**45 710 0370** Drawer lock, chrome plated



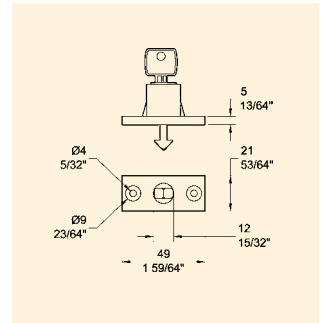
## Through Door Locks

Lock for all types of cabinets

- **Material:** Zamak
- **Finish:** Chrome plated
- For left and right handed doors



**D101-1-(235)**

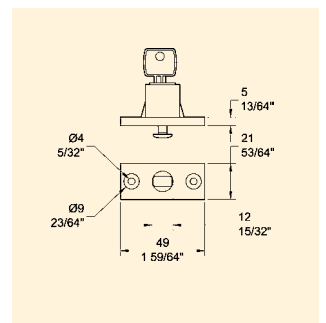


Lock for small offsets with 6mm keep

- **Material:** Zamak
- **Finish:** Chrome plated
- For left and right handed doors or drawers



**D102-1-(235)**

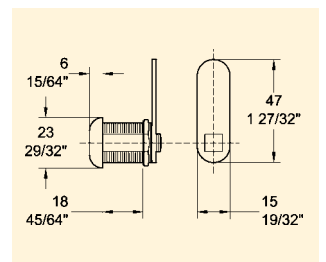


## Utility Locks

- **Finish:** Chrome plated

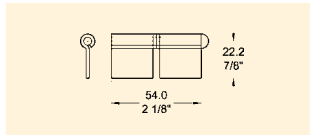


45 730 4760

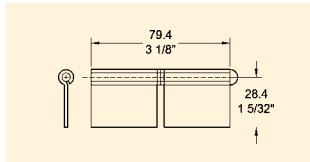


- 45 730 4740** Utility lock, 16 mm (5/8"), keyed alike
- 45 730 4742** Utility lock, 16mm (5/8"), keyed to differ/master key
- 45 730 4750** Utility lock, 22mm (7/8"), keyed alike
- 45 730 4752** Utility lock, 22mm (7/8"), keyed to differ/master key
- 45 730 4760** Utility lock, 27mm (1 1/16"), keyed alike
- 45 730 4762** Utility lock, 27mm (1 1/16"), keyed to differ/master key
- 45 730 4765** Utility lock, 32mm (1 1/4"), keyed alike
- 45 730 4767** Utility lock, 32mm (1 1/4"), keyed to differ/master key
- 45 730 3000** Master key (keyed to differ)
- 92 400** Spare key (keyed alike)

## Hinges :: Flag

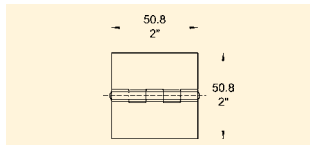


**45 775 1002** Flag hinge (small), non-handed, 54mm x 22.2mm (2 1/8" x 7/8"), stainless steel

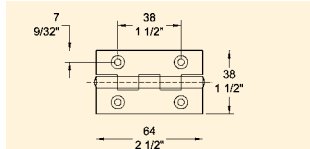


**45 775 5003** Flag hinge (large), non-handed, 79.4mm x 28.4mm (3 1/8" x 1 5/32"), stainless steel

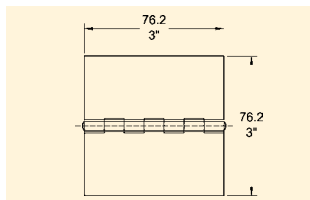
## Hinges :: Butt



**45 774 2078** Butt hinge (small), 50.8mm x 50.8mm (2" x 2") open, stainless steel

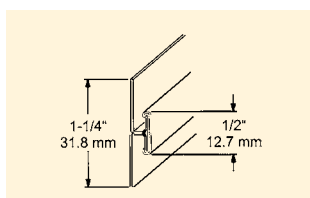


**7035** Butt hinge (medium) 63 x 37mm (2 1/2" x 1 1/2"), stainless steel polished



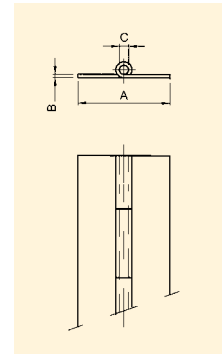
**45 774 3078** Butt hinge (large), 76.2mm x 76.2mm (3" x 3") open, stainless steel

## Divider Bar



**43 764 1449** 8ft Divider bar 1/16" stainless steel, 2mm gap

## Hinges

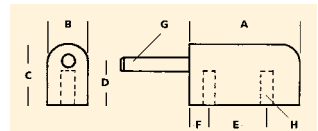
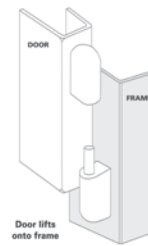


41 748 0144

Product Code	Open width (A)	Length	Gauge (B)	PinØ (C)	Knuckle
41 748 0112	19.1mm (3/4")	1829.8mm (72")	0.91mm (0.036")	2.34mm (0.092")	6.5mm (1/4")
41 748 0117	25.4mm (1")	1829.8mm (72")	0.91mm (0.036")	2.34mm (0.092")	6.5mm (1/4")
41 748 0131	38.1mm (1 1/2")	1829.8mm (72")	0.91mm (0.036")	2.34mm (0.092")	6.5mm (1/4")
41 748 0134	38.1mm (1 1/2")	1829.8mm (72")	1.63mm (0.064")	3.25mm (0.128")	12.7mm (1/2")
41 748 0144	50.8mm (2")	1829.8mm (72")	1.63mm (0.064")	3.25mm (0.128")	12.7mm (1/2")

- 41 748 0112** 19.1mm (3/4") Continuous (piano) hinge, 20 gauge
- 41 748 0117** 25.4mm (1") Continuous (piano) hinge, 20 gauge
- 41 748 0131** 38.1mm (1 1/2") Continuous (piano) hinge, 20 gauge
- 41 748 0134** 38.1mm (1 1/2") Continuous (piano) hinge, 16 gauge
- 41 748 0144** 50.8mm (2") Continuous (piano) hinge, 16 gauge

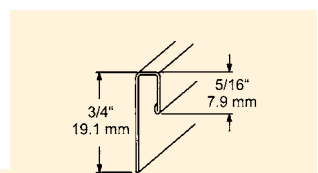
## Block Hinge



Label	Description	Dimensions
A	Length (half)	38mm (1 1/2")
B	Width	17mm (43/64")
C	Height	19mm (3/4")
D	Height to pin	11mm (7/16")
E	Location	19mm (3/4")
F	Location	9mm (23/64")
G	Pin diameter	6mm (15/64")
H	Hole size	M6 x 7.5mm (15/64" x 19/64")

**1/26915** Block hinge, lift-off, chrome plated, 76mm (3")

## Cap Strip

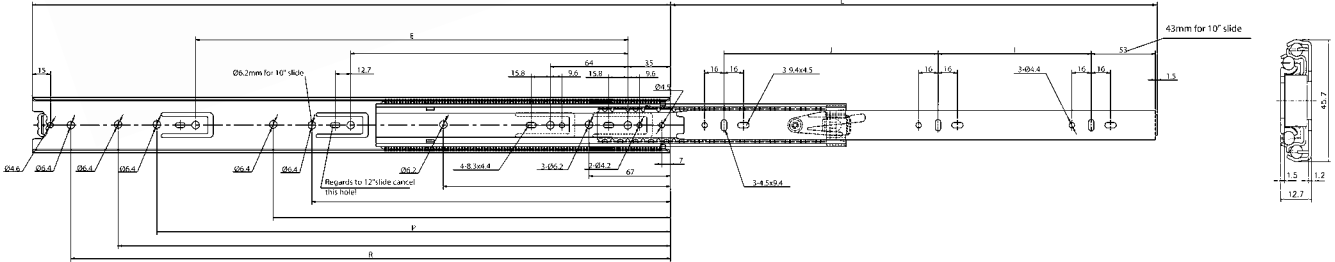


**45 763 1458** 8ft Cap strip 1/16", stainless steel, 2mm gap

## DS Drawer Slides :: Zinc Plated :: 100% Extension :: Economy Range



- Full extension, 3 part slide
- Full telescopic action
- Side mounted
- Non-handed
- Adjustable side space tabs
- Trigger disconnect
- Detent in
- 32mm system hole pattern
- **Finish:** Zinc plated steel
- **Average load capacity:** 45kg (100lbs)



<b>DS 10</b>	250mm Drawer slides (10")
<b>DS 12</b>	300mm Drawer slides (12")
<b>DS 14</b>	350mm Drawer slides (14")
<b>DS 16</b>	400mm Drawer slides (16")
<b>DS 18</b>	450mm Drawer slides (18")
<b>DS 20</b>	500mm Drawer slides (20")
<b>DS 22</b>	550mm Drawer slides (22")
<b>DS 24</b>	600mm Drawer slides (24")

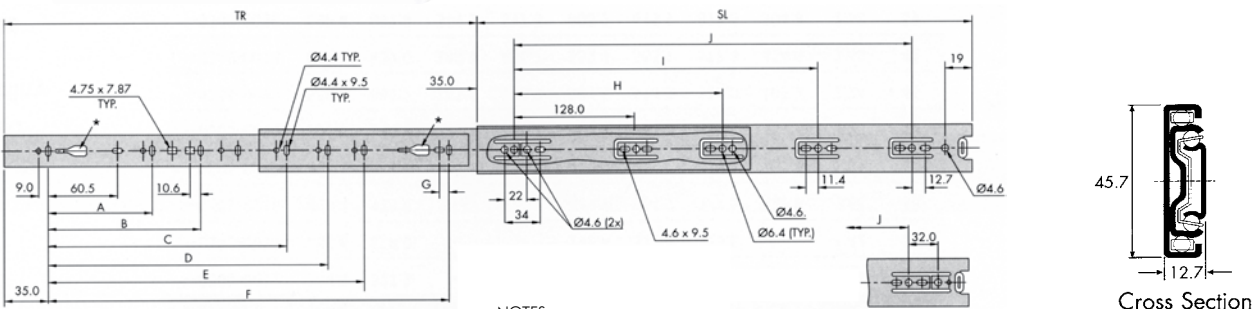
Product Code	Side Length A	Side Length B	D (mm)	E (mm)	M (mm)	N (mm)	O (mm)	P (mm)	Q (mm)	R (mm)	I (mm)	J (mm)
DS 10	250	250	160	-	-	227	-	-	-	-	163	-
DS 12	300	300	208	-	-	259	-	-	-	-	203	-
DS 14	350	350	256	-	259	-	-	-	-	-	112	142
DS 16	400	400	288	-	259	355	-	-	-	-	132	171
DS 18	450	450	288	352	259	-	-	-	-	-	157	196
DS 20	500	500	288	416	259	-	387	-	-	-	182	221
DS 22	550	550	288	416	259	-	387	483	515	-	212	242
DS 24	600	600	320	480	259	-	387	-	-	579	222	281

## Accuride Drawer Slides :: Zinc Plated :: 100% Extension :: Premier Range



DZ8832-B0030

- Full extension, 3 part slide
- Mild steel, zinc plated construction
- Drawer member disconnects by rotating lever
- Stay closed feature
- Tolerance absorption tabs



**NOTES**

- Dimensions in millimetres
- All fixing positions must be used to achieve maximum load rating
- It may be possible to manufacture alternative lengths to order

<b>DZ 3832-B0025</b>	250mm Drawer slides (10")
<b>DZ 3832-B0030</b>	300mm Drawer slides (12")
<b>DZ 3832-B0035</b>	350mm Drawer slides (14")
<b>DZ 3832-B0040</b>	400mm Drawer slides (16")
<b>DZ 3832-B0045</b>	450mm Drawer slides (18")
<b>DZ 3832-B0050</b>	500mm Drawer slides (20")
<b>DZ 3832-B0055</b>	550mm Drawer slides (22")
<b>DZ 3832-B0060</b>	600mm Drawer slides (24")
<b>DZ 3832-B0065</b>	650mm Drawer slides (26")
<b>DZ 3832-B0070</b>	700mm Drawer slides (28")

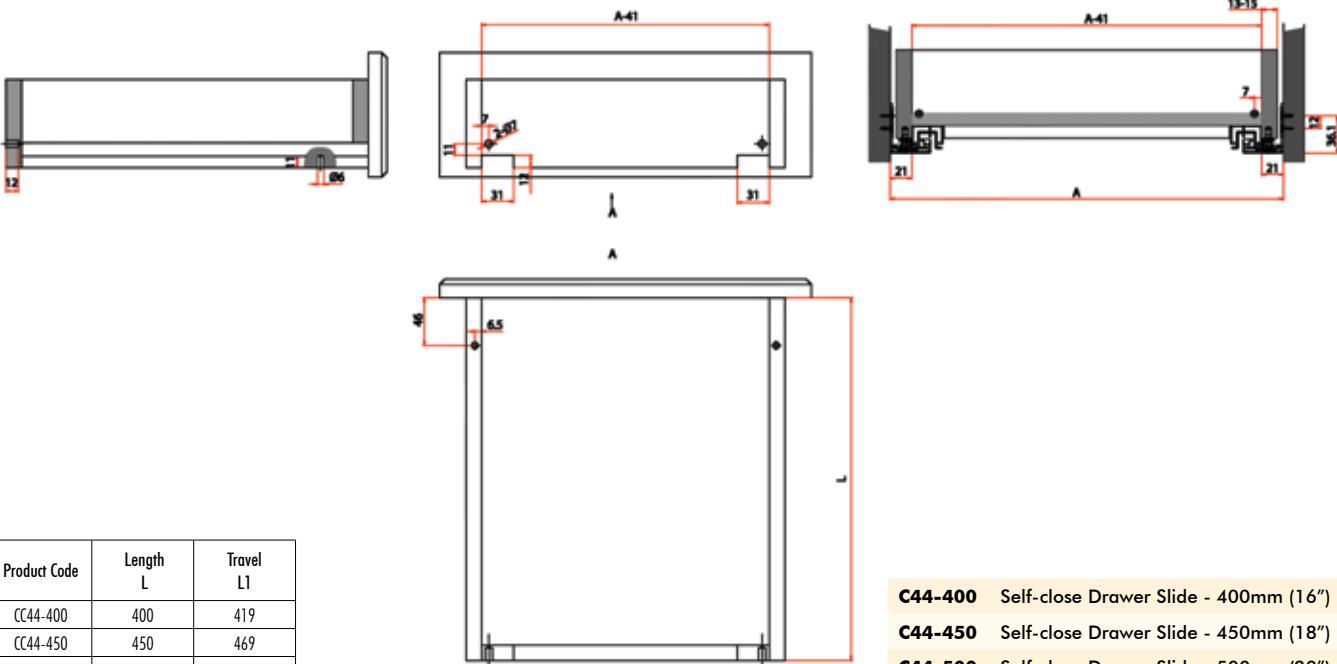
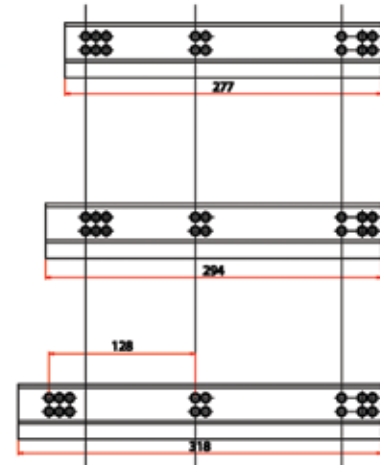
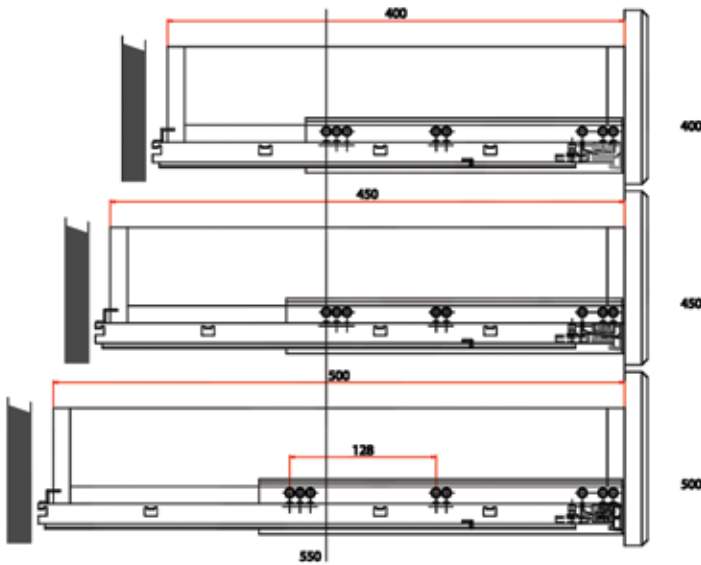
Product Code	SL	TR	A	B	C	D	E	F	G	H	I	J	kg / Pair Slide Weight	kg / Pair Load Rating
DZ3832-B0025	250	243	96.0	-	-	-	192	-	-	-	-	-	0.79	23
DZ3832-B0030	300	305	96.0	-	-	-	242	11	224	-	-	-	0.95	27
DZ3832-B0035	350	356	128	-	-	-	292	11	224	-	-	-	1.10	34
DZ3832-B0040	400	406	128	-	-	-	342	11	224	320	-	-	1.27	45
DZ3832-B0045	450	457	128	-	-	320	392	11	224	352	-	-	1.42	45
DZ3832-B0050	500	508	128	-	-	320	442	11	224	416	-	-	1.58	45
DZ3832-B0055	550	559	128	-	-	320	416	492	11	224	352	448	1.75	45
DZ3832-B0060	600	610	128	224	-	416	542	11	224	352	480	544	1.91	39
DZ3832-B0065	650	660	128	224	-	416	544	592	11	224	352	544	2.06	32
DZ3832-B0070	700	711	128	224	288	416	544	642	11	224	352	544	2.22	27

## Self-close Drawer Slides



- 32kg (75lb) Load Rating
- Full extension
- Side mounted
- Soft close
- Adjustment of drawer front
- 32mm system hole pattern
- Zinc finish
- No external handles required on drawer

CATERING HARDWARE



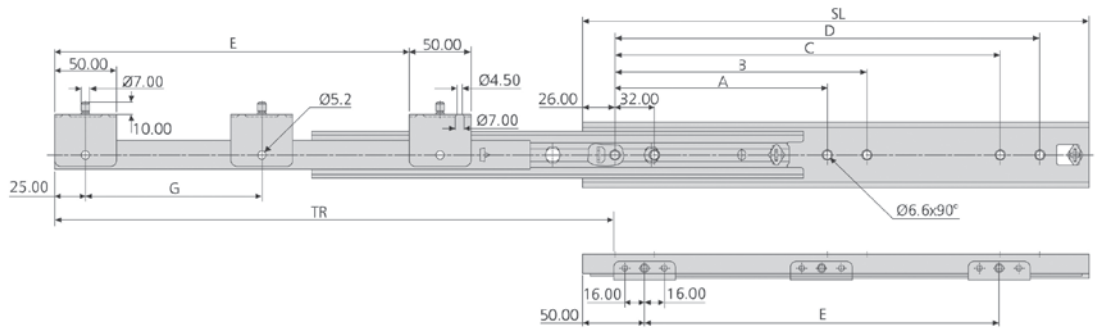
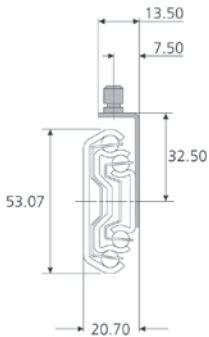
Product Code	Length L	Travel L1
CC44-400	400	419
CC44-450	450	469
CC44-500	500	450

- C44-400** Self-close Drawer Slide - 400mm (16")
- C44-450** Self-close Drawer Slide - 450mm (18")
- C44-500** Self-close Drawer Slide - 500mm (20")

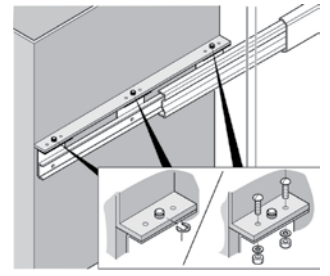
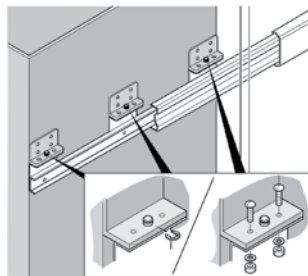
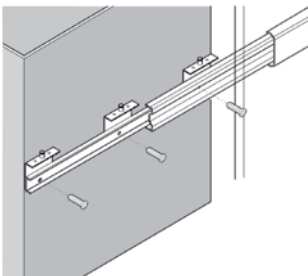
## Accuride Drawer Slides :: With Mount Brackets :: Stainless Steel



- Full extension, 3 part slide
- Load rating up to 120kg
- 100%+ extension
- 20.7mm slide thickness
- Hold-in
- Includes easy mount brackets with locator pins



	mm								kg	
	SL	TR	A	B	C	D	E	G	W	L
DS5322-0030-2	300	342	-	-	192	224	177	-	1.90	80
DS5322-0035-2	350	392	-	-	256	288	227	-	2.15	90
DS5322-0040-2	400	442	160	192	288	320	277	-	2.40	100
DS5322-0045-2	450	492	192	224	352	384	327	-	2.66	110
DS5322-0050-2	500	542	192	224	384	416	377	-	2.98	120
DS5322-0055-2	550	592	224	256	448	480	427	-	3.28	110
DS5322-0060-2	600	642	256	288	480	512	477	238.5	3.58	100
DS5322-0070-2	700	742	320	352	608	640	577	288.5	4.20	70
DS5322-0080-2	790	822	352	384	672	704	677	338.5	4.80	50



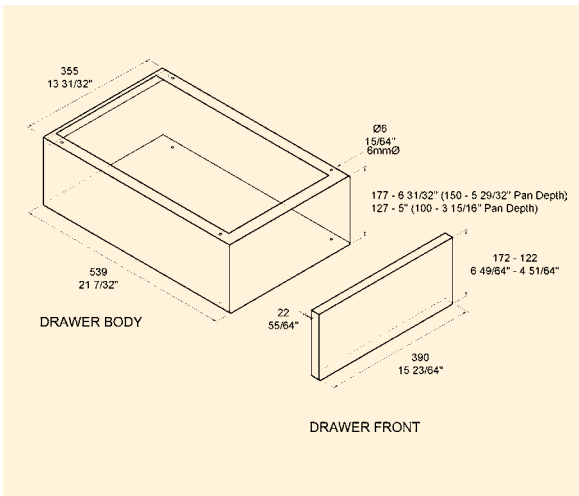
<b>DS 5322-0030-2</b>	300mm Drawerslide (12")
<b>DS 5322-0035-2</b>	350mm Drawerslide (14")
<b>DS 5322-0040-2</b>	400mm Drawerslide (16")
<b>DS 5322-0045-2</b>	450mm Drawerslide (18")
<b>DS 5322-0050-2</b>	500mm Drawerslide (20")

<b>DS 5322-0055-2</b>	550mm Drawerslide (22")
<b>DS 5322-0060-2</b>	600mm Drawerslide (24")
<b>DS 5322-0070-2</b>	700mm Drawerslide (28")
<b>DS 5322-0080-2</b>	790mm Drawerslide (32")

## Undercounter Drawers :: With and Without Lock



CATERING HARDWARE



- Complete Undercounter Drawer
- 1/1 S/S gastronorm pan 100/150mm (3 15/16" / 5 29/32") deep included
- D handle, polished chrome plate or S/S flush pull in 304 S/S drawer front
- Extra thick construction minimises movement and subsequent jamming
- Allows easy assembly of sets of drawers

Showing Lock Position on TD02L



- TD01** Undercounter drawer, D handle, 100mm (3 15/16") pan depth
- TD02** Undercounter drawer, s/s flush pull, 100mm (3 15/16") pan depth
- TD02L** Undercounter drawer, s/s flush pull, 100mm (3 15/16") pan depth, Lockable, Keyed alike
- TD15** Undercounter drawer, D handle, 150mm (5 29/32") pan depth
- TD25** Undercounter drawer, s/s flush pull, 150mm (5 29/32") pan depth
- TD25L** Undercounter drawer, s/s flush pull, 150mm (5 29/32") pan depth, Lockable, Keyed alike

## 6000 Series Drawer Slides :: Stainless Steel

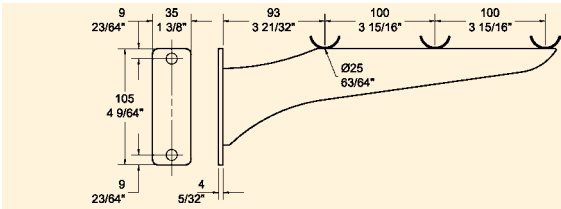


- Full extension, 3 part slide
- Width 14mm, height 65mm
- Easy to install
- Manufactured from 18/10 304 Stainless Steel
- 4 Teflon bearings per slide
- Drawer removable
- Maximum operating temperature 150°C

Product Code	Length (mm)	Length (approx. in inches)	Travel (mm)	Total (mm)	Rating kg.
P6000/400	400	16"	405	805	60
P6000/450	450	18"	455	905	60
P6000/500	500	20"	505	1005	60
P6000	555	22"	560	1150	60
P6005	600	24"	500	1100	55
P6010	700	28"	600	1300	50
P6015	800	32"	700	1500	40
P6020	900	36"	800	1700	35

- P6000/400** 400mm Drawer slides (16")
- P6000/450** 450mm Drawer slides (18")
- P6000/500** 500mm Drawer slides (20")
- P6000** 555mm Drawer slides (22")
- P6005** 600mm Drawer slides (24")
- P6010** 700mm Drawer slides (28")
- P6015** 800mm Drawer slides (32")
- P6020** 900mm Drawer slides (36")

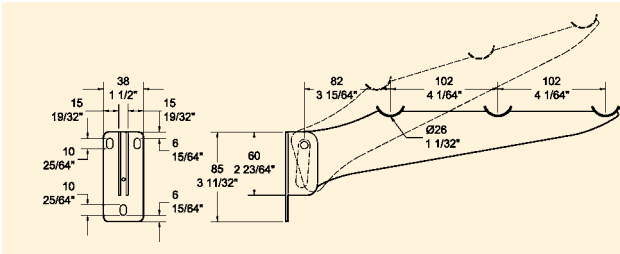
## Tray Slide Brackets



**41 619 4960** Tray slide bracket, 3-rail, stainless steel, satin finish



**41 619 4955** Fold down tray slide bracket, 3-rail, stainless steel, satin finish



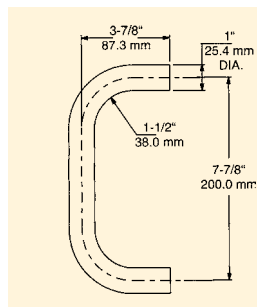
## 1" OD Tube Accessories



- 45 713 4488
- U Bend
- Brushed stainless steel



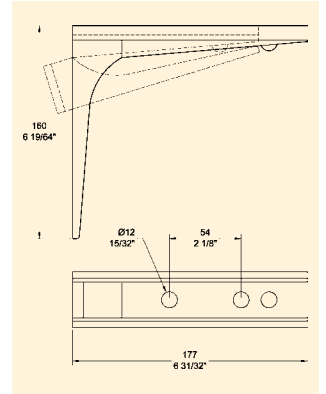
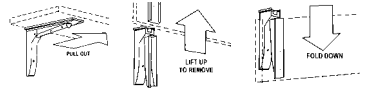
- 45 716 0201
- End Cap
- Polished nickel plated



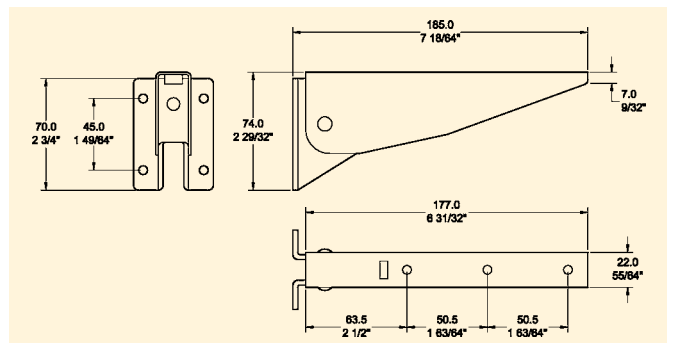
**45 713 4488** U Bend for 25.4mm (1") OD Tube, brushed stainless steel

**45 716 0201** End cap for 25.4mm (1") OD Tube, polished nickel plated

## Slide Drop Brackets



**41 617 4270** Flat bracket, Mount: 14 GA zinc plated steel



**45 719 4967** Flat bracket, fold down, stainless steel

## Domed Stud For Tray Slides

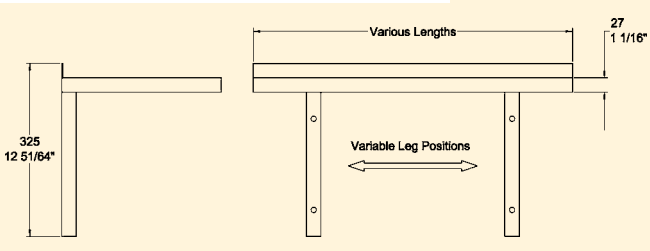


**SS.STUD** Domed stud for tray slides, stainless steel, 19mm Ø Stud depth 5mm, Stud dia 5mm

## Wall Shelves :: Stainless Steel



- Sturdy, with width adjustable wall brackets for easy installation
- Easy to clean

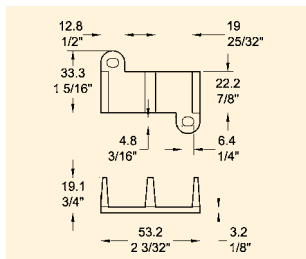


<b>BSX-S3-600</b>	Wall Shelf, Stainless Steel, 600 x 300mm
<b>BSX-S3-900</b>	Wall Shelf, Stainless Steel, 900 x 300mm
<b>BSX-S3-1200</b>	Wall Shelf, Stainless Steel, 1200 x 300mm
<b>BSX-S3-1500</b>	Wall Shelf, Stainless Steel, 1500 x 300mm
<b>BSX-S3-1800</b>	Wall Shelf, Stainless Steel, 1800 x 300mm
<b>BSX-S3-2000</b>	Wall Shelf, Stainless Steel, 2000 x 300mm
<b>BSX-S5-600</b>	Microwave Shelf, Stainless Steel, 600 x 500mm

## Sliding Door Track Accessory :: Door Guide



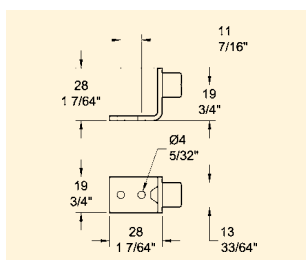
**40 762 1093** Door guide for 19.1mm (3/4") doors, nylon



## Sliding Door Track Accessory :: Door Stop



**40 760 1086** Rubber stop for sliding doors

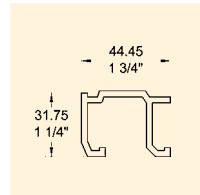


## Sliding Door Track



- Extruded aluminium

<b>40 757 0072</b>	1828.8mm (72") length
<b>40 757 2000</b>	2m (78 47/64") length
<b>40 757 3000</b>	3m (118 7/64") length

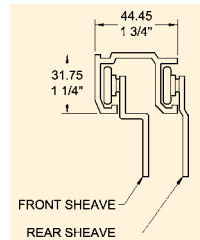


## Door Sheaves :: Steel Roller



- 19.1mm (3/4") Side mounted door hanger
- Zinc plated steel
- Steel rollers
- Steel ball bearing

<b>41 758 5511</b>	Front door sheave, steel roller
<b>41 758 5521</b>	Rear door sheave, steel roller

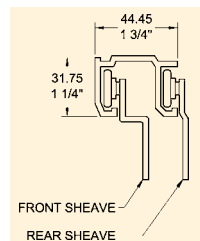


## Door Sheaves :: Nylon Roller



- 19.1mm (3/4") Side mounted door hanger
- Zinc plated steel
- Nylon rollers
- Steel inner races and ball bearing

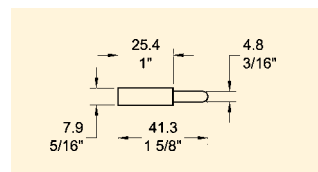
<b>40 758 5513</b>	Front door sheave, nylon roller
<b>40 758 5523</b>	Rear door sheave, nylon roller



## Sliding Door Track Accessory :: Pin Guide



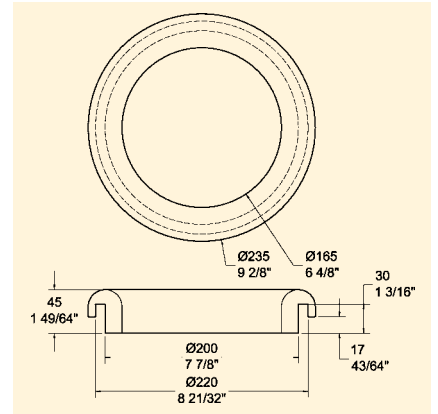
**40 756 1096** Guide pin, stainless steel



## Scrap Ring

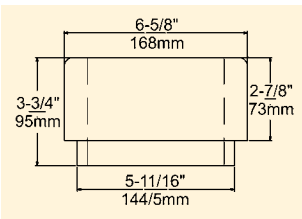


- Durable rubber
- Wide aperture
- Low profile
- Easy to keep clean



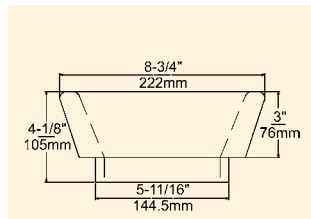
**TAM.236.165 PLN**  
Black scrap ring

## Scrap Blocks



**45 792 9360**

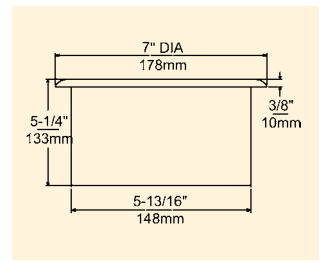
Solid rubber, cylinder for 146mm (5 3/4")  $\text{Ø}$  opening



**45 792 5000**

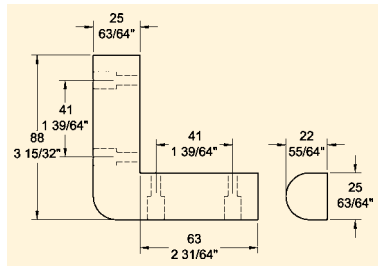
Solid rubber, funnel for 146mm (5 3/4")  $\text{Ø}$  opening

## Scrap Chute



**45 792 1000** Stainless steel, cylinder for 178mm (7")  $\text{Ø}$  opening

## Corner Bumper



**41 260 1030**

## Plastic Accessories :: Round Tube Connector



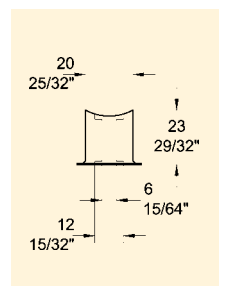
- Material: Polyamide
- Colour: Black
- Saves on manufacturing cost
- Lerpac approved

SDT.30.PN

**SDT.25.PN** For outer tube diameter 25mm

**SDT.30.PN** For outer tube diameter 30mm

**SDT.38.PN** For outer tube diameter 38mm

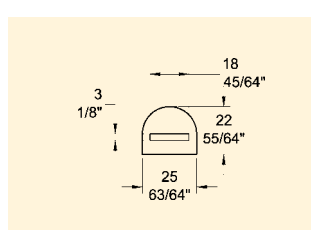


## Strip Bumper



- Material: Grey rubber
- Supplied in 100 foot coils or by the foot

**41 260 5010**

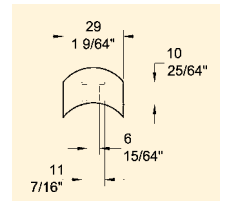


## Plastic Accessories :: Right Angle Connector



- For connecting two round tubes at right angles
- Material: Polyamide
- Colour: Black
- Saves on manufacturing cost
- Lerpac approved

**SDT.3838.PN** For outer tube diameter 38-38mm



## Dormont Gas Hoses

### Most Flexible, Long-Lasting Hose in the World with Unique Design Features

- Exclusive push-to-connect and quick disconnect for one-handed operation
- Comes standard with straight restraining cable
- 360° axial rotation
- Flat face coupling stops ingress of dirt and liquids
- Suitable for town gas, natural gas and LPG
- Dipped coating means no wrinkles plus heat and crack resistant
- 304 stainless steel with helical corrugation increases strength and flexibility
- Exclusive shut-off fusible link in the event of fire
- Anti-microbial coating
- BSI/Kitemarked



2650NPVF36

Wall end

Appliance end

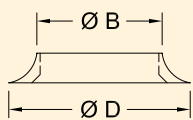
<b>2650NPVF36</b>	1/2" Flexible hose, quick release, restraining wire and mounting hardware, <b>1 metre</b>
<b>2650NPVF48</b>	1/2" Flexible hose, quick release, restraining wire and mounting hardware, <b>1.2 metre</b>
<b>2650NPVF60</b>	1/2" Flexible hose, quick release, restraining wire and mounting hardware, <b>1.5 metre</b>
<b>2675NPVF36</b>	3/4" Flexible hose, quick release, restraining wire and mounting hardware, <b>1 metre</b>
<b>2675NPVF48</b>	3/4" Flexible hose, quick release, restraining wire and mounting hardware, <b>1.2 metre</b>
<b>2675NPVF60</b>	3/4" Flexible hose, quick release, restraining wire and mounting hardware, <b>1.5 metre</b>
<b>26100NPVF36</b>	1" Flexible hose, quick release, restraining wire and mounting hardware, <b>1 metre</b>
<b>26100NPVF48</b>	1" Flexible hose, quick release, restraining wire and mounting hardware, <b>1.2 metre</b>
<b>26100NPVF60</b>	1" Flexible hose, quick release, restraining wire and mounting hardware, <b>1.5 metre</b>

## Plastic Accessories :: Collar For Round Tube



C.01.PN

- **Material:** Polyamide
- **Colour:** Black
- Saves on manufacturing cost
- Lerpac approved



Product Code	B	D
C.01.30.PN	30.1 (1 3/16")	47 (1 27/32")
C.01.38.PN	38.1 (1 1/2")	55 (2 11/64")
C.01.40.PN	40.1 (1 37/64")	57 (2 1/4")
C.01.45.PN	45.1 (1 25/32")	62 (2 7/16")
C.01.48.PN	48.1 (1 57/64")	65 (2 9/16")

**C.01.30.PN** For outer tube diameter 30mm (1 3/16")

**C.01.38.PN** For outer tube diameter 38mm (1 1/2")

**C.01.40.PN** For outer tube diameter 40mm (1 37/64")

**C.01.45.PN** For outer tube diameter 45mm (1 25/32")

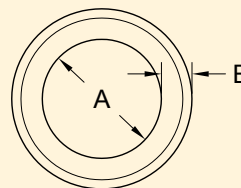
**C.01.48.PN** For outer tube diameter 48mm (1 57/64")

## Stainless Steel Collars



SSC38.10

- 304 Stainless steel
- Bevelled inner edge to allow for welding material
- Inside diameter of collars 0.5mm greater than tube size for easier installation



Product Code	Ø A (mm) Inner Diameter	B (mm) Width
SSC32.10	33 (1 19/64")	10 (25/64")
SSC38.5	39 (1 17/32")	5 (13/64")
SSC38.10	39 (1 17/32")	10 (25/64")
SSC50.10	51 (2")	10 (25/64")

**SSC32.10** Width 10mm (25/64") for tube size 32mm (1 17/64")

**SSC38.5** Width 5mm (13/64") for tube size 38mm (1 1/2")

**SSC38.10** Width 10mm (25/64") for tube size 38mm (1 1/2")

**SSC50.10** Width 10mm (25/64") for tube size 50mm (1 31/32")

## Plate Lowerators :: Unheated Adjustable



### General specification:

Incounter unheated plate dispenser. Three adjustable guide rods mounted through circular flange with 'flat' guide tops. Capacity of approximately 55-60 plates. Multi-spring mechanism to give easy adjustment for different plate weights. Generally finished in 304 grade stainless steel.

Product code	Plate diameter (mm)	Plate diameter (inches) (approx)	Cut-out diameter (mm)	Flange diameter (mm)	Depth below counter (mm)
T245	150-220 (5 29/32"-8 21/32")	6-8½	306 (12 3/64")	317 (12 31/64")	660 (25 63/64")
T280	180-260 (7 3/32"-10 15/64")	7-10	342 (13 15/32")	359 (14 9/64")	660 (25 63/64")
T310	210-290 (8 17/64"-11 27/64")	8-11	370 (14 9/16")	382 (15 3/64")	660 (25 63/64")

- T245** 150-220mm (5 29/32" - 8 21/32") Plate dispenser
- T280** 180-260mm (7 3/32" - 10 15/64") Plate dispenser
- T310** 210-290mm (8 17/64" - 11 27/64") Plate dispenser

## Plate Lowerators :: Unheated Fixed



### General specification:

DFE incounter unheated plate dispenser with four fixed guides. Circular flange with 'flat' guide top. Capacity of approximately 55-60 round plates. Multi-spring mechanism to give easy adjustment for different plate weights. Generally finished in 304 grade stainless steel.

Product code	Plate diameter (mm)	Plate diameter (inches) (approx)	Cut-out diameter (mm)	Flange diameter (mm)	Depth below counter (mm)
01.1210.02	145-160 (5 45/64"-6 19/64")	5½-6½	243 (9 9/16")	254 (10")	650 (25 19/32")
01.1323	160-205 (6 19/64"-8 5/64")	6½-8	288 (11 11/32")	300 (11 13/16")	650 (25 19/32")
01.1333	190-240 (7 31/64"-9 29/64")	7½-9½	318 (12 33/64")	330 (12 63/64")	650 (25 19/32")
01.1343	230-280 (9 3/64"-11 1/32")	9-11	358 (14 3/32")	370 (14 9/16")	650 (25 19/32")
01.1353	260-310 (10 15/64"-12 13/64")	10-12	388 (15 9/32")	400 (15 6/8")	650 (25 19/32")

- 01.1210.02** 145-160mm (5 45/64" - 6 19/64") Plate dispenser
- 01.1323** 160-205mm (6 19/64" - 8 5/64") Plate dispenser
- 01.1333** 190-240mm (7 31/64" - 9 29/64") Plate dispenser
- 01.1343** 230-280mm (9 3/64" - 11 1/32") Plate dispenser
- 01.1353** 260-310mm (10 15/64" - 12 13/64") Plate dispenser

## Plate Lowerators :: Heated Adjustable



### General specification:

Incounter heated plate dispenser. Three adjustable guide rods mounted through circular flange with 'flat' guide tops. Capacity of approximately 55-60 plates. Multi-spring mechanism to give easy adjustment for different plate weights. Generally finished in 304 grade stainless steel. Heating element of 400W, located in base, controlled by fixed 70°C thermostat. Fitted with rocker switch and neon protected from ingress of moisture by a neoprene cap. Supplied with cable and plug. Operates from 230V - 50Hz - 1PH electric supply.

Product code	Plate diameter (mm)	Plate diameter (inches) (approx)	Cut-out diameter (mm)	Flange diameter (mm)	Depth below counter (mm)
TH245	150-220 (5 29/32"-8 21/32")	6-8½	306 (12 3/64")	317 (12 31/64")	660 (25 63/64")
TH280	180-260 (7 3/32"-10 15/64")	7-10	342 (13 15/32")	359 (14 9/64")	660 (25 63/64")
TH310	210-290 (8 17/64"-11 27/64")	8-11	370 (14 9/16")	382 (15 3/64")	660 (25 63/64")

- TH245** 150-220mm (5 29/32" - 8 21/32") Plate dispenser
- TH280** 180-260mm (7 3/32" - 10 15/64") Plate dispenser
- TH310** 210-290mm (8 17/64" - 11 27/64") Plate dispenser

## Heated In-Counter Soup Well

- Heated in-counter soup well with drain kit
- Capacity approximately 10 ltr
- Thermostatically controlled by remote (up to 1.5m) thermostat, mounted in bezel
- **Bezel cut out:**  
148 x 86mm  
(5 53/64" x 3 25/64")(H x W)
- **Overall in-counter dimensions:** 260 x 320mm  
(10 15/64" x 12 19/32") with drain valve x 312mm  
(12 9/32") (H x DIA)
- Supplied with lift out soup pot with handles and hinged lid with ladle notch
- Fitted with cable and plug
- Electric load of 400W
- Operates from 230V 50Hz 1PH electric supply



Product Code	Cut-out Diameter	Flange Diameter
08.2057	274mm (10 25/32")	312mm (12 9/32")
95.8235	-	-
95.8239	-	-
95.7002.BOX	149 x 90mm (5 55/64" x 3 35/64")	-

- 08.2057** Heated in-counter soup well with drain kit. Complete with soup pot and hinged lid with ladle notch
- 95.8235** Soup pot with handles
- 95.8239** Hinged lid with ladle notch
- 95.7002.BOX** Bezel back box

## Cup Dispensers



C3200CV

- NSF approved
- Vertical cup dispensers operable to 45° angle
- Sealed on counter with gasket
- Easily removable. Quarter turn releases dispenser from counter top
- Minimal protrusion above counter top (7mm (9/32"))
- Collar remains locked into position until re-adjusted
- Collar easily adjusted with screwdriver to fit different cup sizes
- Top loading with various spring tensions
- All Stainless Steel construction (0.6mm) with satin finish

**Other sizes and types of Lid, Cup and Napkin Dispensers are available**

Product Code	Cup Size	Cup Rim - Dia. (adj) (mm)	Cup Type	Counter Hole Dia. Needed (mm)	Outer Flange Dia. (mm)	Overall Length (mm)
C3200CV	6-12 oz	56-81 (2 13/64"-3 3/16")	Plastic or Paper	106 (4 11/64")	135 (5 5/16")	610 (24 1/64")
C3200CH	6-12 oz	56-81 (2 13/64"-3 3/16")	Plastic or Paper	106 (4 11/64")	135 (5 5/16")	610 (24 1/64")
C3200F	6-12 oz	56-81 (2 13/64"-3 3/16")	Foam	106 (4 11/64")	135 (5 5/16")	610 (24 1/64")
C3400CV	12-24 oz	63-98 (2 13/64"-3 3/16")	Plastic or Paper	119 (4 9/16")	150 (5 29/32")	610 (24 1/64")
C3400CH	12-24 oz	63-98 (2 31/64"-3 55/64")	Plastic or Paper	119 (4 9/16")	150 (5 29/32")	610 (24 1/64")
C3400F	12-24 oz	63-98 (2 31/64"-3 55/64")	Foam	119 (4 9/16")	150 (5 29/32")	610 (24 1/64")
C3500CV	32-46 oz	100-124 (3 15/16"-4 7/8")	Plastic or Paper	145 (5 45/64")	170 (6 11/16")	610 (24 1/64")
C3500CH	32-46 oz	100-124 (3 15/16"-4 7/8")	Plastic or Paper	145 (5 45/64")	170 (6 11/16")	610 (24 1/64")
C3500F	32-46 oz	100-124 (3 15/16"-4 7/8")	Foam	145 (5 45/64")	170 (6 11/16")	610 (24 1/64")

- C3200CV** 6-12 oz Vertical mount
- C3200CH** 6-12 oz Horizontal mount
- C3200F** 6-12 oz Horizontal or Vertical mount
- C3400CV** 12-24 oz Vertical mount
- C3400CH** 12-24 oz Horizontal mount
- C3400F** 12-24 oz Horizontal or Vertical mount
- C3500CV** 32-46 oz Vertical mount
- C3500CH** 32-46 oz Horizontal mount
- C3500F** 32-46 oz Horizontal or Vertical mount

## Lid Dispensers




**Other sizes and types of Lid, Cup and Napkin Dispensers are available**

- Stainless steel
- 458mm (18") long

**CD00430** Lid dispenser for 4-12 oz cups

**CD00431** Lid dispenser for 12-24oz cups

Product Code	Cup Size	Counter Hole Dia. Needed (mm)	Outer Flange Dia. (mm)	Overall Length (mm)
CD00430	4-12oz	106mm (4 11/64")	138mm (5 7/16")	458mm (18 1/32")
CD00431	12-24oz	116mm (4 9/16")	138mm (5 7/16")	458mm (18 1/32")



## Glass Clamps (6-10mm) :: For Square and Round Tube :: Chrome Plated

<b>20 001 1 22</b>	<b>20 002 1 22</b>	<b>20 005 1 22</b>	<b>20 006 1 22</b>	<b>20 007 1 22</b>
Open shape, to fit square tube	Half closed, to fit square tube (makes pair with 20 001)	Open shape, rotatable, to fit 33mm± round tube	Half closed, to fit 33mm± round tube (makes pair with 20 007)	Open shape, to fit 33mm± round tube (makes pair with 20 006)

### Hardware for Glass :: SWS Range

Full catalogue available  
Please enquire

- Complete range of all hardware for glass
- Includes clamps, brackets, connectors, hinges, handles and knobs, locks, fittings for shower cubicles, mirror fittings, sliding glass door fittings, glass partition panels and brackets plus numerous accessories
- Finished in stainless steel, chrome / nickel / gold plated, matt or polished, powder coated

CATERING HARDWARE



## Hardware for Glass :: Architectural Ironmongery :: ANTIQUA Range

Full catalogue available  
Please enquire

- Supplementary range of glass hardware and architectural ironmongery
- Designs in brass and stainless steel
- Includes foot and handrail brackets, angles, end caps and ball tops, shelf supports, tubes, posts, sneeze guards, wood designs, interior and exterior historical lighting

CATERING HARDWARE



### Rigging

For Architectural Applications, Balustrades, Shopfitting Displays

Full catalogue available  
Please enquire



CATERING HARDWARE

